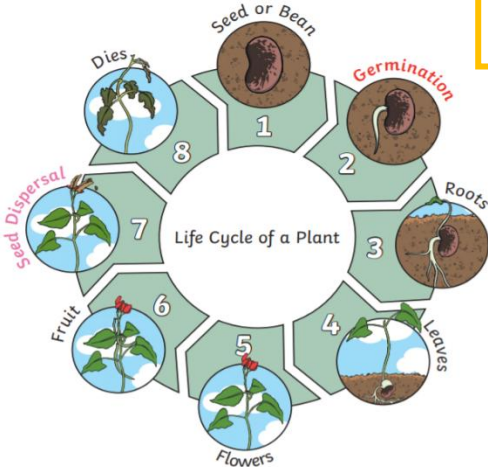


FPS SCIENCE

KNOWLEDGE ORGANISER

Year 1/2 Plants – Does a big seed grow into a big plant?

Super Scientist Investigates:
Does a brown seed grow a brown plant?



FACTOID

Did you know the root of the seed starts to grow first?

Seeds can be different shapes, sizes and colours.



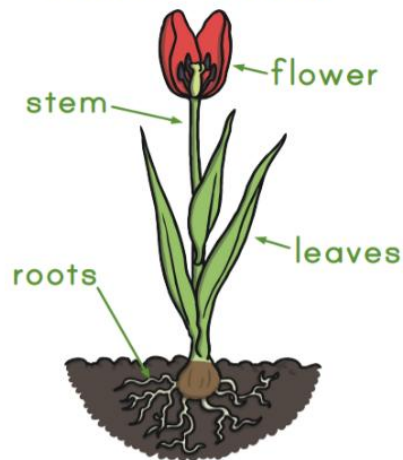
FACTOID

A plant makes its own food. It makes it in its leaves.

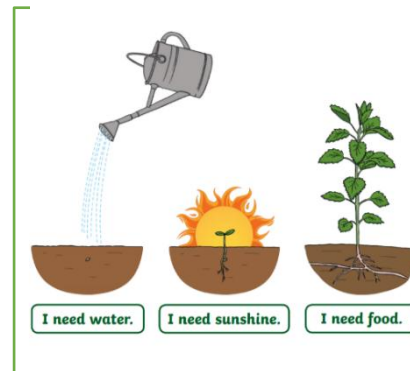
How a plant grows



Parts of a Plant



What plants need to grow



Vocabulary

deciduous trees	Deciduous means to fall off. Every year these trees lose their leaves in Autumn.
evergreen	A plant that has leaves throughout the year, always green. They keep their leaves all year round.
flower	A flower is the part of a plant that blossoms. Flowers produce the seeds that can become new plants. Most plants, including many trees, grow some kind of flower
roots	A part of a plant that is usually hidden underground. They hold the plant in the ground and keep it upright. They take water and food from the soil. They also store food for the plant.
stem, stalk trunk	The stem is the main structure that supports leaves and flowers.
leaf	The leaf is one of the most important parts of a plant. Leaves produce food for the plant
bud	a small growth at the tip or on the side of a stem that later develops into a flower, leaf, or branch
seed	A part of a plant which can grow into a new plant.

I can identify and name some common plants.

